

At home activities!

Practice keyboarding for 15 to 30 minutes each day

Suggestions:

Type an original story, poem, or journal entry.

Type-up something that you may have hand-written in the past. (An old story or report.)

Copy an existing story, song, or poem. (Be sure to CREDIT -- include the name of the author!)

Play one of the typing games at Powertyping.com

<https://powertyping.com/rain/rain.html>

* * *

Create brochures and/or reports. (Use MS Publisher for brochures and MS Word for reports.)

Over the next few weeks, consider some of the video games and computer-based games that you enjoy playing. Pick-your favorites as subjects for your reports. Try to create at least one report a week. Here are the details of this activity:

Create a brochure or two-page report on a favorite video game. Ideally, it is a game that you can play on a desktop or laptop computer at school or home. It could be a game that you play on a gaming system. (*Recall our brochure specs: 2 pages, Landscape orientation, 3 columns, quarter inch (.25) margins, and the “cover” is on page one, the far-right column!*)

Here are the things you need to think about as you study your game and prepare to put together your informational brochure and/or two-page report:

- Name the Game.
- Tell where to locate the game. What is the URL (Internet Address)?
- Describe the Game. Is it a one player-game? Two players? More?
- What is the object of the game? What is the point of the game?
- How do you interface with the game? Keyboard? Mouse? Special controller.
- Any special tips on game-play?
- What do you like about the game?
- Include some screen shots of your game in action – 3 to 5. (Print Screen) Crop the images and include a caption describing the picture.

* * *

Here is an example of a rough draft of a report on “Alphabetic Rain:”

EXAMPLE

Name the Game.

Alphabetic Rain

Tell where to locate the game. What is the URL (Internet Address)?

Find the game at <https://powertyping.com/> it is a game located on that site at

<https://powertyping.com/rain/rain.html>

Describe the Game. Is it a one player-game? Two players? More?

Alphabetic Rain is a one-player game. But you can keep score and see if you have a better score than someone else who is playing.

What is the object of the game? What is the point of the game? What other game is it like?

Alphabetic Rain is like the old game, Space Invaders. Instead of space ships, letters of the alphabet are raining down through the sky. You have to stop them before the different letters and numbers reach the ground. You do not use a gun, but you have to type the letter or number on your keyboard to destroy it.

How do you interface with the game? Keyboard? Special Keys on the keyboard? Mouse? Special controller?

You use the keyboard to play the game, the letters and numbers.

Any special tips on game-play?

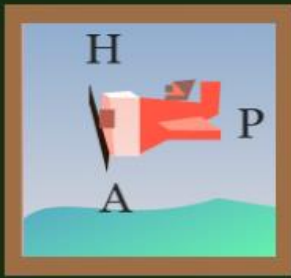
Start with the easy level first.

What do you like about the game?

It is exciting to try to keep the letters and numbers from reaching the ground as more and more start to fall. It is fun to get better at typing and to have fun doing it.

Include some screen shots of your game in action. (Print Screen)

Typing games:




Space Cadet



Barracuda




Jibe



Dodger



Foggies



Alphabetic rain



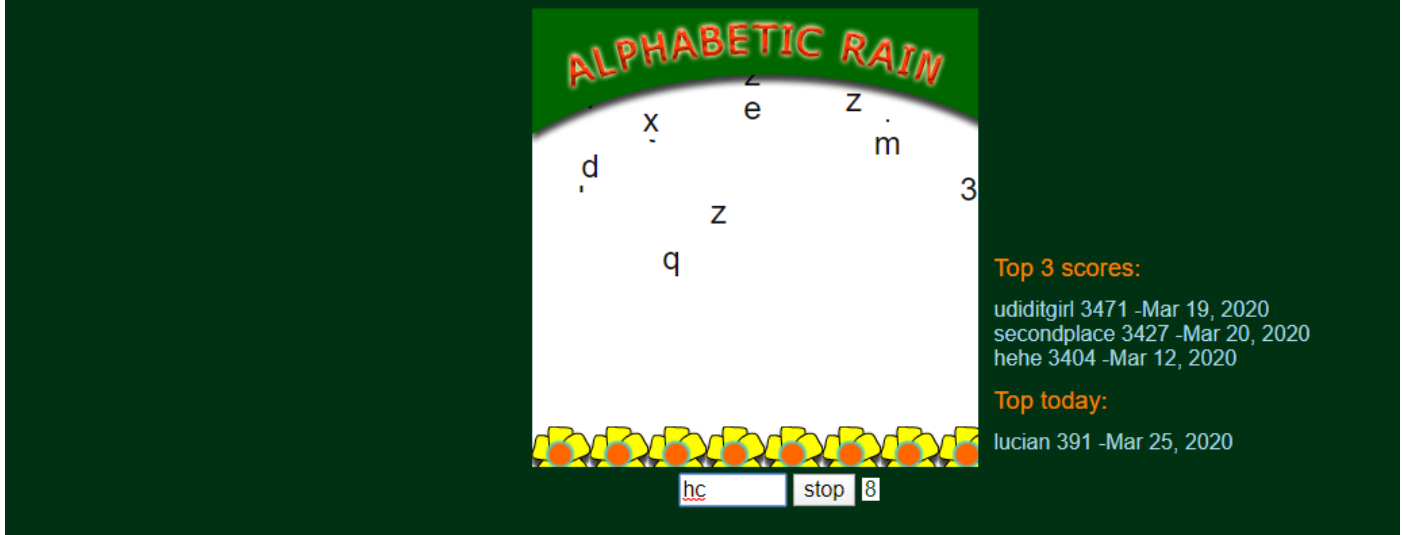
Falling words

Here are the games you will find on the main page of Powertyping.

[PowerTyping](#) Learn to type with the Alphabetic Rain typing game - a part of PowerTyping - the online typing tutorial. [Show me how](#)

The main screen of the Alphabetic Rain game features a green archway at the top with the title 'ALPHABETIC RAIN' in red, bubbly letters. Below the archway, there are four levels listed: 'Level 1', 'Level 2', 'Level 3', and 'Level 4', each underlined. A hand icon points to 'Level 4'. To the right of the levels, the text 'select Level' is displayed in red. On the right side of the screen, there are two sections: 'Top 3 scores:' with a list of names and dates (udiditgirl 3471 -Mar 19, 2020; secondplace 3427 -Mar 20, 2020; hehe 3404 -Mar 12, 2020) and 'Top today:' with a name and date (lucian 391 -Mar 25, 2020). At the bottom of the screen, there is a row of yellow raindrops and a 'stop 1' button.

Here is the main screen you will find for Alphabetic Rain.



Here is a picture of game play. You can see the letters x, e, z, d, m, and q raining down. You can also see the number 3. You have to type those characters on the keyboard before they hit the flowers on the ground!

The End!

* * *

Good luck on your brochures and reports. Practice your keyboarding each day. We'll review the home row keys next time! Until then, stay safe.